

Mini



850 City
850 Super
1000 Super
Clubman Saloon
Clubman Estate
1275 GT



MinipassionMini.com

Mini 850 City




From the very beginning, the Mini range has been acknowledged and admired throughout the motor industry and by the general public as a continuing success story, and this year's new six car range is without doubt the very best yet!

With each year comes new styling and additional refinements to put the Mini further ahead of the competition, and this year the Mini range moves easily up into a class of its own!

The 850 City is a car that makes every inch count. The height of 4ft 4.5in still allows a six foot man to drive with comfort for mile after mile, and the overall length of just over 10ft provides ample room for three adult passengers to travel in comfort as well as in style!



There is an excellent choice of body colours and the car proudly identifies itself by a side stripe incorporating the name 'City' on the front wing, and by a 'City' decal on the boot lid. The black painted bumpers, the matt black grille and the black roof drip-rail trim all combine to give an overall touch of real style to this latest, and very welcome, addition to the Mini range. Houndstooth black and white check cloth seat facings with black PVC backs and borders look good on seats that ensure a firm and comfortable ride. The compact instrumentation on the fascia gives you all the information you need at a glance, and the twin stalks on the steering column make driving the Mini both pleasurable and easy.



All this adds up to comfort and safety when you're nipping around town, slipping easily into parking spaces that are too small for larger and less manoeuvrable cars, or cruising down the motorway in what you know to be one of the most economical and reliable cars on the market today!

The 850 City has many features which bring welcome style to small car motoring.

MinipassionMini.com



05:50	0050	EPPING	07:19	0016
05:51	0024	WOODHURST	07:04	23 08
05:48	2330	WHITEHART	07:04	23 05
05:4		WING	07:04	23 08
05:4		T R	07:04	23 08
05:45		HIGHTON	07:04	23 35

MinipassionMini.com

Mini


850 Super & 1000 Super

With the 850 Super and the 1000 Super you take a step forward into the next stage of this exciting new Mini range. There has always been a wide choice of Minis, but now this new extended six car range allows you to choose exactly the right car to suit your particular and individual requirements without compromising in any way.

These two cars continue the theme of style, comfort and economy which offers so much to make your motoring pleasurable as well as economical.



Contoured seats both front and rear, smooth suspension, sun visors with a vanity mirror for the passenger and a ticket pocket for the driver, two speed windscreen wipers, windscreen washer, heated rear window and many other standard features and fittings all add up to very good reasons for choosing one of these cars. Remember the 850 Super and the 1000 Super both have the same compact dimensions and smart styling, but the 1000 Super gives you that desirable extra turn of speed provided by the more powerful engine to get you to your destination just that little bit quicker. Moreover, the 1000 Super is available with the extra-cost option of automatic transmission.



The new Mini range offers the two car family the ideal second car, and for young drivers who have just passed their test the Mini is just the car they need! For the young couple faced with the



many problems of setting up home together and coming to terms with the problems of house purchase and mortgage repayments, they need a well-proved car that they can rely on in every way. The Mini gives them just what they want!





MinipassionMini.com

Mini

Clubman Saloon

The distinctive and stylish appearance of the new Clubman Saloon tells you immediately that this car is something special! Under the smooth lines of the bonnet lies a powerful 1098cc engine, which makes the Clubman Saloon a really speedy car. But if much of your driving is around town you may like to specify the extra-cost package of fully automatic transmission, only available with 998cc engine.



The overall length of 10ft 4.6in looks good from any angle and the wide range of body colours together with the smart black plastic finishers make this a car that you'll be proud to own. With that speedy little engine you can manoeuvre with ease and overtake other small cars that haven't got that 'little bit extra' that you've got when it comes to pulling away from the lights and slipping through the traffic to make that important date on time.

The new Clubman Saloon is also the ideal family car with its all-round independent suspension, fitted carpets and superb ventilation combining to give the smoothest and most comfortable ride possible. The adjustable front seats, the leather bound steering wheel, the padded fascia and parcel shelf give the impression that you are riding in a larger and far more luxurious car than the very reasonable price would suggest. The heated rear window, the two speed windscreen wipers plus the demister all work to give you the good visibility that is essential for safety in town traffic and pleasurable sight-seeing in the countryside.

Whether it's a shopping trip for one, or a holiday trip with all the family on board you'll notice the extra sound-proofing giving you a much more relaxing ride.



MinipassionMini.com



MinipassionMini.com

Mini

Clubman Estate

The Clubman Estate is the nearest you'll ever get to having two cars for the price of one! And what a reasonable price that is too! All the many excellent features of the Clubman Saloon are to be found in the Clubman Estate. With the rear seat folded forward you also get an amazing 36 cu ft of very desirable loadspace that is just waiting to take on all those difficult moving operations that you never thought you would be able to handle without expensive outside help.

Distinctive coach stripes give the Clubman Estate style and the 1098cc engine, operating under the smoothly styled bonnet, copes easily with the transportation of nearly all the bulky and heavy loads that you are likely to deal with.



MinipassionMini.com



Inside the Clubman Estate a temperature gauge and an oil pressure warning light are just two of the useful details from the compact twin binnacle instrument panel. Easy-to-operate twin stalks mounted on the steering column give you instant control over the headlamp flasher and dip switch, the horn, the direction indicators, the two-speed wipers with flick wipe action and the electrically controlled windscreen washer. Versatile motoring is what you want, and with the Clubman Estate that's exactly what you get!

Once you have become used to the loadspace available you'll wonder how you managed without it. At the same time the tinted glass windows,

sunvisors, dipping rear view mirror, fitted carpet, (except the load compartment which has a vinyl coated felt mat), and general interior styling give you all the comforts of saloon car motoring for which the Mini is so well known.

Easy to drive, excellent manoeuvrability and exceptional comfort for both driver and passengers make the Clubman Estate something special. The fantastic loadspace with easy access gives the proud owner a very big plus factor when it comes to the reasons for having chosen this particular vehicle from the exciting new Mini range





MinipassionMini.com


Mini 1275 GT



With the 1275 GT you come to the very top of what is the best ever Mini range. This car offers you so much luxury and performance for so little outlay that it just has to be the best value-for-money small car that you can buy today!

The 1275 GT gives you comfort and refinements as standard, together with real performance from its economical size and specification—a rare combination that's been designed and built to give you, the motorist, exciting motoring without hurting your pocket!

This car is packed with power and performance to give the young man a car that lives up to its looks and impresses with its reliability and economical demands.




Here is a car that you just get into the driver's seat and drive with speed and safety to wherever you want to go. A short trip to the local disco or a day's drive to the coast, they're both the same to the 1275 GT—you'll arrive fresh and relaxed and ready to have fun! With this car you don't have to spend hours under the bonnet when you should be behind the wheel—the 1275 GT is designed to be raring to go wherever and whenever you need it. Style, comfort, power, safety and economy—the 1275 GT has it all together just for you!



Speed is fine, provided it's combined with safety, and the 1275 GT certainly specialises in both! Denovo tyres with 310mm sports wheels are standard fittings to ensure you hold the road safely, even after a puncture! Twin exterior door mirrors help to give excellent all-round vision, and the leather-bound steering wheel rim gives you firm direct control with superb road holding from the front wheel drive. Fitted carpeting and adjustable front seating gives the comfort that you need to get to your destination relaxed as well as fast!



Before you decide which of this exciting new range of Minis to buy, compare each one of the range with the competition and you'll soon see why already 4,000,000 Minis have been sold! Throughout this remarkable new six car range each car is, quite simply and without doubt, the best, the cheapest, the most reliable and the most economical model on the market today!



MinipassionMini.com

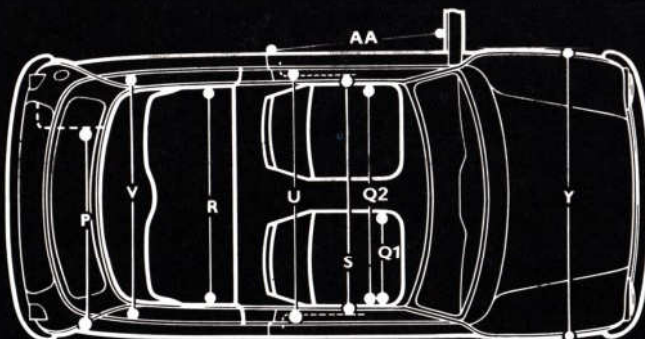
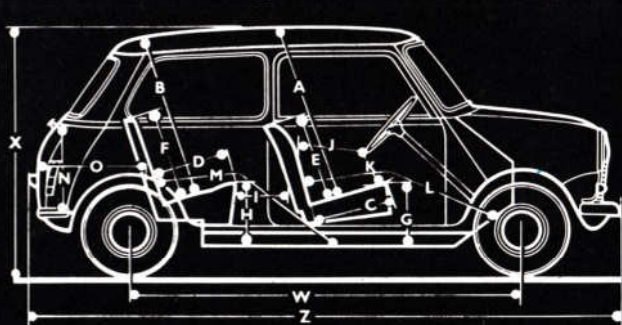


MinipassionMini.com

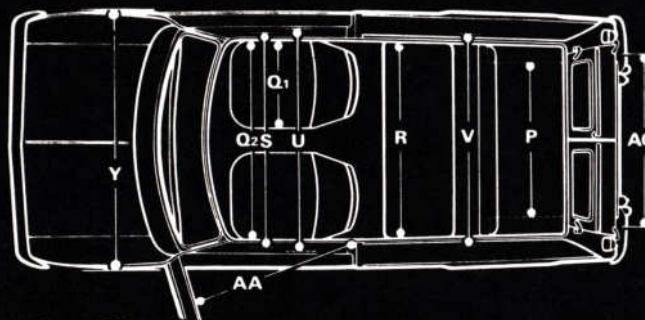
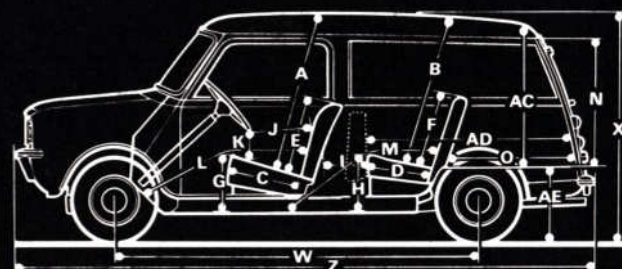
Mini

Dimensions

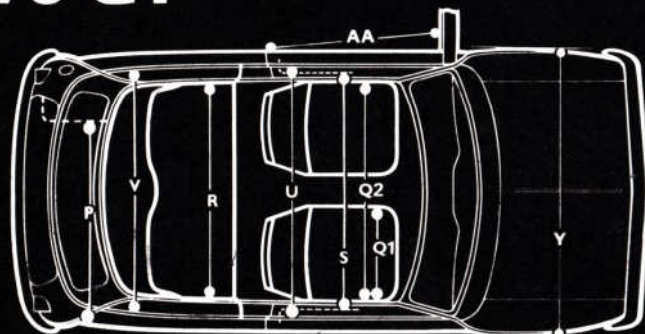
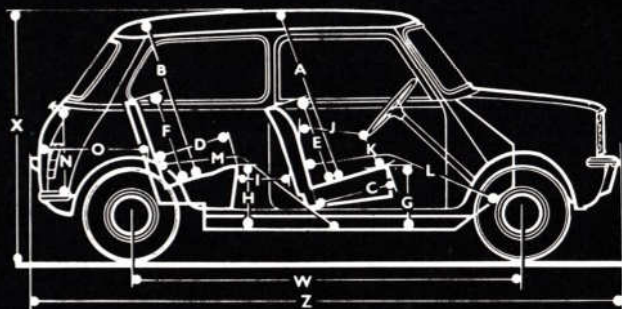
850 City/850 Super/1000 Super



Clubman Estate



Clubman Saloon & 1275 GT



850 City/850 Super/1000 Super

		<i>in.</i>	<i>m.</i>
*Front seat cushion to roof	A†	37.50	0.95
*Rear seat cushion to roof	B†	33.50	0.85
*Front cushion depth	C	16.80	0.43
*Rear cushion depth	D	16.25	0.41
*Front squab height	E	17.90	0.46
*Rear squab height	F	20.00	0.51
*Height of front cushion	G	13.50	0.34
*Height of rear cushion	H	13.50	0.34
*Back of front squab to front of rear cushion	I	max. 11.50 min. 7.50	max. 0.29 min. 0.19
*Steering-wheel to front squab	J	max. 16.50 min. 12.50	max. 0.42 min. 0.32
*Steering-wheel to cushion	K	6.50	0.17
*Leg room—front	L	max. 44.00 min. 41.00	max. 1.12 min. 1.04
*Leg room—rear	M	max. 44.50 min. 38.50	max. 1.13 min. 0.97
Luggage boot height	N	max. 16.00	0.41
Luggage boot depth	O	max. 19.25	0.49
Luggage boot width	P	max. 38.00	0.96
*Width of front seat	Q1	20.00	0.51
*Overall width of front seats	Q2	44.50	1.13
*Width of rear cushion	R	41.00	1.04
Max. width between door casings	S	47.00	1.19
Width over front seat at shoulder height	U	46.00	1.17
Width over rear seat at shoulder height	V	44.50	1.13
Wheelbase	W	80.16	2.04
Overall height	X	53.00	1.35
Overall width	Y	55.50	1.41
Overall length	Z	120.25	3.05
Door entry width	AA	28.50	0.72
Kerbside weight (approx.)		1360 lb.	617 kg.

*Approximate measurements

†With seats compressed

Clubman Estate

		<i>in.</i>	<i>m.</i>
*Front seat cushion to roof	A†	36.50	0.93
*Rear seat cushion to roof	B†	33.50	0.85
*Front cushion depth	C	16.80	0.42
*Rear cushion depth	D	16.30	0.41
*Front squab height	E	17.90	0.45
*Rear squab height	F	16.00	0.41
*Height of front cushion	G	13.50	0.34
*Height of rear cushion	H	14.50	0.37
*Back of front squab to front of rear cushion	I	max. 11.30 min. 7.30	max. 0.29 min. 0.18
*Steering-wheel to front squab	J	max. 16.50 min. 12.50	max. 0.42 min. 0.32
*Steering-wheel to cushion	K	6.50	0.17
*Leg room—front	L	max. 44.00 min. 41.00	max. 1.12 min. 1.04
*Leg room—rear	M	max. 44.50 min. 38.50	max. 1.13 min. 0.98
Rear door height	N	max. 30.00	0.76
Luggage boot depth	O	max. 29.50	0.75
Luggage boot width	P	max. 49.50	1.26
*Width of front seat	Q1	20.00	0.51
*Overall width of front seats	Q2	44.50	1.13
*Width of rear cushion	R	41.00	1.04
Max. width between door casings	S	47.00	1.19
Width over front seat at shoulder height	U	46.00	1.17
Width over rear seat at shoulder height	V	45.00	1.14
Wheelbase	W	84.20	2.14
Overall height	X	53.50	1.36
Overall width	Y	55.50	1.41
Overall length	Z	133.90	3.40
Door entry width	AA	28.50	0.72
Luggage boot height	AC	33.50	0.85
Luggage floor length—seat down	AD	47.50	1.21
Height rear floor to ground	AE	18.00	0.46
Rear door width	AG	37.00	0.94
Kerbside weight (approx.)		1514 lb.	686.8 kg.

*Approximate measurements

†With seats compressed

Clubman Saloon & 1275 GT

		<i>in.</i>	<i>m.</i>
*Front seat cushion to roof	A†	36.50	0.93
*Rear seat cushion to roof	B†	33.50	0.85
*Front cushion depth	C	16.80	0.42
*Rear cushion depth	D	16.30	0.41
*Front squab height	E	17.90	0.45
*Rear squab height	F	20.00	0.51
*Height of front cushion	G	13.50	0.34
*Height of rear cushion	H	13.50	0.34
*Back of front squab to front of rear cushion	I	max. 11.50 min. 7.50	max. 0.29 min. 0.19
*Steering-wheel to front squab	J	max. 16.50 min. 12.50	max. 0.42 min. 0.32
*Steering-wheel to cushion	K	6.50	0.17
*Leg room—front	L	max. 44.00 min. 41.00	max. 1.12 min. 1.04
*Leg room—rear	M	max. 44.50 min. 38.50	max. 1.13 min. 0.98
Luggage boot height	N	max. 16.00	0.41
Luggage boot depth	O	max. 19.30	0.49
Luggage boot width	P	max. 37.50	0.95
*Width of front seat	Q1	20.00	0.51
*Overall width of front seats	Q2	44.50	1.13
*Width of rear cushion	R	41.00	1.04
Max. width between door casings	S	47.00	1.19
Width over front seat at shoulder height	U	46.00	1.17
Width over rear seat at shoulder height	V	44.50	1.13
Wheelbase	W	80.20	2.04
Overall height (Saloon)	X	53.00	1.35
Overall height (1275 GT)	X	53.55	1.36
Overall width	Y	55.50	1.41
Overall length	Z	124.60	3.17
Door entry width	AA	28.50	0.72
Approx. kerbside weight:			
Saloon		1406 lb.	638 kg.
1275 GT		1488 lb.	675 kg.

*Approximate measurements

†With seats compressed

Passenger Car Fuel Consumption Order 1977

Fuel Consumption Tests

The results of the officially approved tests for this range of models in miles per gallon and litres per 100 kilometres are as follows:

Model	Urban Driving		Constant Speed			
			56 mph (90 kph)		75 mph (120 kph)	
	L/100 mpg	L/100 km	L/100 mpg	L/100 km	L/100 mpg	L/100 km
Mini City						
Saloon Man.	39.3	7.2	48.7	5.8	—	—
Mini 850 Super						
Saloon Man.	39.3	7.2	48.7	5.8	—	—
Mini 1000 Super						
Saloon Man.	38.8	7.3	48.5	5.8	33.0	8.5
Mini 1000 Super						
Saloon Auto.	40.2	7.0	38.9	7.3	—	—
Mini Clubman						
Saloon Auto	37.4	7.6	37.4	7.6	—	—
Mini Clubman 1100						
Saloon Man.	35.3	8.0	46.8	6.0	32.1	8.8
Mini Clubman						
Estate Auto.	37.4	7.6	36.3	7.8	—	—
Mini Clubman 1100						
Estate Man.	34.8	8.1	45.4	6.2	33.7	8.4
Mini 1275 GT Man.	34.7	8.1	46.0	6.1	33.3	8.5

Important Note

The results given above do not express or imply any guarantee of the fuel consumption of any particular car. Tests are not made on each car and there are inevitable differences between individual cars of the same model. Furthermore fuel consumption will be affected by particular modifications, by the driver's style and road and traffic conditions and by the extent to which a particular car has been driven and its standard of maintenance.

Information as to the result of officially approved tests on all cars tested is available for inspection by customers on any premises where these cars are displayed.

Mini

Specifications

850 City

Engine: 4-cylinder, transverse, o.h.v. In unit, with clutch, gearbox and final drive. Bore 2.478 in. (62.94 mm.); stroke 2.687 in. (68.25 mm.). Capacity 848 c.c. (51.74 cu. in.). S.U. type HS4 carburetter, 33 b.h.p. at 5,300 rev/min*; maximum torque 5.5 kgm at 2,500 rev/min*; compression ratio 8.3 : 1.

Clutch: Diaphragm spring, 7.125 in. (0.18 m.) diameter, hydraulically operated.

Gearbox: 4-speed, all synchromesh on forward gears, remote control centre-floor gear change lever. Ratios: first 3.525; second 2.218; third 1.433; fourth 1.000; reverse 3.544 : 1.

Final drive: Front-wheel-drive with pre-lubricated universals on open shafts. Ratio: 3.76 : 1.

Steering: Rack and pinion.

Road wheels: Pressed-steel disc. 145SR — 10 radial-ply tyres.

Brakes: Dual-line, hydraulically operated. 7 in. (0.18 m.) diameter drums all round. Two leading shoes at front, leading and trailing at rear.

Suspension: Independent all round. Cone rubber springs and telescopic hydraulic dampers.

Electrical: 12-volt battery. Alternator. Multi-purpose lever on right-hand of steering-column controls horn, headlamp flasher, dip-switch and self-cancelling direction indicators. Lever on left-hand of steering-column controls electric windscreen washer and two-speed windscreen wipers with flick-wipe facility. Hazard warning lamps. Electrically heated rear window, fresh-air heater/demister and combined ignition/starter switch incorporating steering-column lock. Rear fog guard lamp.

Instruments: Speedometer. Fuel gauge. Warning lamps to show flashers/hazard lamps working, headlamp high-beam, heated rear window on, brake line failure, low oil pressure and no charge.

Coachwork: 4-seater, 2-door Saloon of all-steel unitary construction. Wind-down door windows. Exterior mirror. Black/white houndstooth check cloth seat wearing surfaces. Handbrake grip. Vanity mirror in passenger's sun visor. Ticket pocket in driver's sun visor. Rubber floor mats. Side stripes incorporating 'City' on front wing, 'City' decal on boot lid. Factory-fitted inertia reel front seat belts.

Export markets: The specification of this model is correct for the U.K. market at date of printing. Export specifications may differ to suit conditions and regulations of overseas territories. Please check details with your Dealer.

850 Super/1000 Super

Engine: 4-cylinder, transverse, o.h.v. In unit, with clutch, gearbox and final drive.

(850) Bore 2.478 in. (62.94 mm.); stroke 2.687 in. (68.25 mm.). Capacity 848 c.c. (51.74 cu. in.). S.U. type HS4 carburetter, 33 b.h.p. at 5,300 rev/min*; maximum torque 5.5 kgm at 2,500 rev/min*; compression ratio 8.3 : 1.

(1000) Bore 2.543 in. (64.58 mm.); stroke 3.0 in. (76.20 mm.). Capacity 998 c.c. (60.96 cu. in.). S.U. type HS4 carburetter, 39 b.h.p. at 4,750 rev/min*; maximum torque 7.12 kgm at 2,000 rev/min*; compression ratio 8.3 : 1.

Clutch: Diaphragm spring, 7.125 in. (0.18 m.) diameter. Hydraulically operated.

Gearbox: 4-speed, all synchromesh on forward gears, remote control centre-floor gear change lever. Ratios: first 3.525; second 2.218; third 1.433; fourth 1.000; reverse 3.544 : 1.

Final drive: Front-wheel-drive with pre-lubricated universals on open shafts. Ratio: (850) 3.76 : 1, (1000) 3.44 : 1.

Steering: Rack and pinion.

Road wheels: Pressed-steel disc. 145SR — 10 radial-ply tyres.

Brakes: Dual-line, hydraulically operated. 7 in. (0.18 m.) diameter drums all round. Two leading shoes at front, leading and trailing at rear.

Suspension: Independent all round. Cone rubber springs and telescopic hydraulic dampers.

Electrical: 12-volt battery. Alternator. Multi-purpose lever on right-hand of steering column controls horn, headlamp flasher, dip-switch and self-cancelling direction indicators. Lever on left-hand of steering-column controls electric windscreen washer and two-speed windscreen wipers with flick-wipe facility. Hazard warning lamps. Electrically heated rear window, fresh-air heater/demister and combined ignition/starter switch incorporating steering-column lock. Reversing lamps. Rear fog guard lamp.

Instruments: Speedometer. Fuel, oil pressure and water temperature gauges. Warning lamps to show flashers/hazard lamps working, headlamp high-beam, heated rear window on, brake line failure, and no charge.

Coachwork: 4-seater, 2-door Saloon of all-steel unitary construction. Wind-down door windows. Interior dipping rear-view mirror. Exterior mirror. Striped cropped nylon seat wearing surfaces. Rake-adjusting front seats. Handbrake grip. Vanity mirror in passenger's sun visor. Ticket pocket in driver's sun visor. Door pocket. Coachline. Face-level vents. Hinged rear quarter windows. Fitted floor carpet. Factory fitted inertia reel front seat belts.

Optional extra: (1000 Saloon only): Automatic transmission.

Export markets: The specifications of these models are correct for the U.K. market at date of printing. Export specifications may differ to suit conditions and regulations of overseas territories. Please check details with your Dealer.

Clubman Saloon & Estate

Engine: 4-cylinder, transverse, o.h.v. In unit with clutch, gearbox and final drive. Bore 2.543 in. (64.58 mm.); stroke 3.296 in. (83.73 mm.). Capacity 1098 c.c. (67 cu. in.) S.U. type HS4 carburetter, 45 b.h.p. at 5,250 rev/min*; maximum torque 7.7 kgm at 2,700 rev/min*; compression ratio 8.5 : 1.

Clutch: Diaphragm spring, 7.125 in. (0.18 m.) diameter. Hydraulically operated.

Gearbox: 4-speed, all synchromesh on forward gears, remote control centre-floor gear change lever. Ratios: first 3.525; second 2.218; third 1.433; fourth 1.000; reverse 3.544 : 1.

Final drive: Front-wheel-drive with pre-lubricated universals on open shafts. Ratio 3.44 : 1.

Steering: Rack and pinion. Leather bound steering wheel rim.

Road wheels: Pressed-steel disc with 145SR — 10 radial-ply tyres.

Brakes: Dual-line, hydraulically operated. 7 in. (0.18 m.) diameter drums all round. Two leading shoes at front, leading and trailing at rear.

Suspension: Independent all round. Cone rubber springs and telescopic hydraulic dampers.

Electrical: 12-volt battery. Alternator. Multi-purpose lever on right-hand of steering-column controls horn, headlamp flasher, dip-switch and self-cancelling direction indicators. Lever on left-hand of steering-column controls electric windscreen washer and two-speed windscreen wipers with flick-wipe facility. Hazard warning lamps. Electrically heated rear window (Saloon only), fresh-air heater/demister and combined ignition/starter switch incorporating steering-column lock. Reversing lamps (Saloon only). Rear fog guard lamp.

Instruments: Speedometer. Fuel and water temperature gauges. Warning lamps to show flashers/hazard lamps working, headlamp high-beam, heated rear window on (Saloon only), brake line failure, low oil pressure and no charge.

Coachwork: (Saloon): 2-door, 4-seater saloon of all-steel unitary construction. Wind-down door windows. Hinged rear quarter windows. Interior dipping rear-view mirror. Exterior mirror. Cropped nylon seat wearing surfaces. Rake-adjusting front seats. Fitted floor carpet. Handbrake grip. Vanity mirror in passenger's sun visor. Ticket pocket in driver's sun visor. Door pocket. Tinted glass. Lockable fuel filler cap. Coachline. Factory fitted inertia reel front seat belts. Wheel trims. Face-level vents.

Coachwork: (Estate): 2-door, all-steel, dual-purpose vehicle of unitary construction. 4-seater with folding rear seat to provide extra load carrying capacity. Wind-down door windows. Sliding window each side of rear compartment. Interior dipping rear-view mirror. Twin exterior door mirrors. Cropped nylon seat wearing surfaces. Rake-adjusting front seats. Fitted floor carpet, except load compartment which has vinyl coated felt mat. Handbrake grip. Vanity mirror in passenger's sun visor. Ticket pocket in driver's sun visor. Door pocket. Tinted glass. Lockable fuel filler cap. Double line coach stripe. Factory fitted inertia reel front seat belts. Wheel trims. Face-level vents.

Optional extras: Automatic transmission with 998 c.c. engine. Four Denovo wheels and tyres. Metallic paint.

Export markets: The specifications of these models are correct for the U.K. market at date of printing. Export specifications may differ to suit conditions and regulations of overseas territories. Please check details with your Dealer.

MinipassionMini.com



SUPEROVER

**Even if you never need it,
it's good to know you've got it.**

1275 GT

Engine: 4-cylinder, transverse, o.h.v. In unit with clutch, gearbox and final drive. Bore 2.78 in. (70.61 mm.); stroke 3.20 in. (81.28 mm.). Capacity 1275 c.c. (77.8 cu. in.). S.U. type HS4 carburettor, 54 b.h.p. at 5,250 rev/min*; maximum torque 9.2 kgm at 2,500 rev/min*; compression ratio 8.8 : 1.

Clutch: Diaphragm spring, 7.125 in. (0.18 m.) diameter. Hydraulically operated.

Gearbox: 4-speed, all synchromesh on forward gears. Remote control centre-floor gear change lever. Ratios: first 3.330; second 2.094; third 1.353; top 1.000; reverse 3.347 : 1.

Final drive: Front-wheel-drive, with pre-lubricated universals on open shafts. Ratio: 3.44 : 1.

Steering: Rack and pinion. Leather bound steering wheel rim.

Road wheels: Four Dunlop Denovo wheels with 155/65R—310 tyres.

Brakes: Dual-line, hydraulically operated. 8.4 in. (0.21 m.) diameter discs at front, 7 in. (0.18 m.) drums at rear.

Suspension: Independent all round. Cone rubber springs and telescopic hydraulic dampers.

Electrical: 12-volt battery. Alternator. Multi-purpose lever on right-hand of steering-column controls horn, headlamp flasher, dip-switch and self-cancelling direction indicators. Lever on left-hand of steering-column controls electric windscreen washer and two-speed windscreen wipers with flick-wipe facility. Hazard warning lamps. Reversing lamps. Electrically heated rear window, fresh-air heater/demister and combined ignition/starter switch incorporating steering-column lock. Rear fog guard lamp.

Instruments: Speedometer. Fuel and water temperature gauges. Revolution counter. Warning lamps to show flashers/hazard lamps working, headlamp high-beam, heated rear window on, brake line failure, low oil pressure and no charge.

Coachwork: 2-door, 4-seater saloon of all steel unitary construction. Fitted floor carpet. Wind-down door windows. Hinged rear quarter windows. Interior dipping rear-view mirror. Twin exterior door mirrors. Striped cropped nylon seat wearing surfaces. Rake-adjusting front seats. Handbrake grip. Vanity mirror in passenger's sun visor. Ticket pocket in driver's sun visor. Door pocket. Tinted glass. Lockable fuel filler cap. Wheel trims. Triple line side stripe. Factory fitted inertia reel front seat belts. Face-level vents.

Optional extra: Metallic paint.

Export markets: The specification of this model is correct for the U.K. market at date of printing. Export specifications may differ to suit conditions and regulations of overseas territories. Please check details with your Dealer.

MinipassionMini.com

Please consult your Dealer for latest colour combinations.

Applicable only to vehicles used within the United Kingdom

Supercover provides one of the most comprehensive aftersales packages for today's motorist. For BL car owners — nobody else!

Stringent quality control checks are carried out, at each stage of production and the vehicle is then given an extensive check by the dealer prior to sale. So when you buy your new vehicle you can be confident that everything possible has been done to ensure that it is in good condition.

This high standard of care is continued during the first year of ownership.

Free parts and labour warranty; your vehicle is protected by a full year's warranty*, regardless of how many miles you drive during that year!

Free 24 hours AA roadside assistance for one year; from the day you first drive it out of the showroom your car is protected by Supercover AA benefits offering 24 hour roadside assistance wherever you are travelling in the UK with the full backing of over 3,000 AA radio patrols. Plus access to all the other established AA services such as legal advice and travel arrangements.

Free get-you-there recovery service for one full year; if the vehicle breaks down and the AA cannot arrange a prompt local repair, the motorist and up to four additional passengers will be transported free of charge by AA Relay to whatever destination required within the UK mainland.

Option to purchase Second Year of Supercover Protection at inflation proof prices; you can continue to enjoy the complete protection of Supercover with or without AA benefits for a further year. This may be purchased at the same time as your new car for convenience of a single transaction or taken up within sixty days by mail.

Supercover offers flexible protection; if it is difficult to return your car to your original dealer, you may get warranty work done at any one of our franchised dealer network, by far the largest in the UK.

Supercover is a permanent charter for the British motorist. It gives you one more reason for buying AUSTIN MORRIS.

* As under the Vehicle Service Statement.

Mini

MinipassionMini.com

BL Cars Limited is constantly seeking ways to improve the specification, design and production of its vehicles and alterations take place continually. While every effort is made to produce up to date literature, this Brochure should not be regarded as an infallible guide to current specification, nor does it constitute an offer for the sale of any particular vehicle.

Distributors and Dealers are not agents of BL Cars Limited and have absolutely no authority to bind BL Cars Limited by any express or implied undertaking or representation.

Austin Morris

with Supercover

Grosvenor House, Redditch, Worcs. B97 4DQ