



MinipassionMini.com

The New
MORRIS MINI MKIII
Better value than ever!

The unbeatable new Minis

The new Minis have got bags more punch under the bonnet. The new 998-c.c. engine on the Super De-luxe model (the basic Mini retains the 850-c.c. engine) means better acceleration, better top speeds, and better all-round performance. But this new transverse engine still occupies only 18 inches of the car's length. That leaves the rest as usable passenger and luggage space.

Then there's front-wheel drive with its fantastic road-holding qualities—particularly in bad weather. Add to this the big-car ride of Hydrolastic suspension with its smoothness and lateral stability on corners.

Optional automatic transmission is another great small-car first. You can have full automatic or fully manual gear-changing. Just slip into 'Drive' and glide through congested traffic, relaxed and without effort. Flick back to manual control any time you like. It's a revelation in driving ease.

The Mk. II Minis have a smart, re-styled radiator grille and new badges. The rear light clusters have also been re-designed.

An improved turning circle, more convenient controls, and enlarged rear-window are among many other improvements that make these the greatest Minis ever.



EXPORT AVAILABILITY

To equip the Mini for the markets of the world, certain variations from the standard specification are available. For this reason heater units are NOT considered standard equipment and the following alternatives can be supplied at no extra charge:

Right- or left-hand Steering,
Lighting and Flasher Equipment as required.

The following items are available at extra cost:

Heater; Radio; Laminated Windscreen; Adjustable Passenger Seat (Saloon and Export Saloon only); Automatic Transmission; Reclining Front Seats; Electrically Heated Rear Window.



MinipassionMini.com

Minis match the needs of motoring today

They match them with compact dimensions—to slip easily through congested traffic, to shoe-horn into parking spots that others have to pass by.

They match them with incredible room inside—for the family and all their parcels.


They match them with remarkable economy. They match them with a brilliant engineering achievement as optional equipment—fully automatic transmission on all your gears or full manual control.




MinipassionMini.com

More powerful engine

The new 998-c.c. engine in the Super De-luxe model gives you more power all round, but still with fantastic economy. And the new transverse engine is still just as compact—to give you



more room inside. Engine, clutch, gears, differential, and transmission take up only 18 inches of the car's length. And there's a new short, sporty, remote-control gear lever. If preferred however, the Super De-luxe Saloon is also available with the optional 848-c.c. engine and direct control gear-change. Servicing of this remarkable power unit is quick and easy.



Hydrolastic Suspension

A cushion of fluid between you and the road. Uneven surfaces are automatically compensated for by interconnecting front and rear suspension units. Hydrolastic® suspension gives the Mini the smooth ride and road adhesion of a really big car.



A single switch on the steering-column incorporates dip switch, headlamp flasher, horn, and self-cancelling direction indicators; thus providing a single source of all communications with other road users.

Interior comfort


The new-style leathercloth seats on the Super De-luxe Saloon are specially designed for your increased comfort. There are big draught-free windows and easy-to-enter doors. Many exciting colour schemes are available. Seat belt anchorage points are built-in, to which BMC approved accessory seat belts can be fitted by your Distributor or Dealer.



Instruments

This is the neat grouping of instruments on the Super De-luxe model. They incorporate the speedometer (now calibrated in km.p.h. and m.p.h.), total mileage recorder, fuel temperature and oil pressure gauges and headlight main-beam, dirty oil

filter, indicator warning and ignition warning lights. The panel shelf rail is padded for safety and the heater, lighting, mixture, ignition/starter, and windscreen wiper switches are now closer to the driver.



Automatic Transmission

Do it yourself or leave it to us with this optional extra. Just flick the lever into 'Drive' and the automatic transmission takes over. You travel relaxed; arrive still fresh. If you want to change gears yourself, it's easier; there's no clutch!



The new Minis have improved safety features such as a wider backlight for better rearward vision and larger rear light clusters to enable you to be seen more easily at night. Another improvement! The already renowned ability to get the Mini into a very small parking space is still further enhanced by a reduced turning circle—now only 28 ft.



Luggage space

Full-width, deep pockets in the doors and beside the rear seat. And even more room inside, on the padded dashboard shelf—plus stowage under the rear seats.

MinipassionMini.com

SPECIFICATIONS

ENGINE (998-c.c. Super De-luxe Saloon): Four cylinders. Overhead valves with push-rod and rocker operation. Bore 64.58 mm. (2.543 in.), stroke 76.2 mm. (3.0 in.), cubic capacity 998 c.c. (60.96 cu. in.). B.H.P. 38 at 5,250 r.p.m. Maximum torque 52 lb. ft. at 2,700 r.p.m. Compression ratio 8.3 : 1. Full-flow, renewable-element external oil filter.

ENGINE (848-c.c. Saloon and Super De-luxe Saloon): Four cylinders; overhead valves with push-rod operation. Bore 62.9 mm. (2.478 in.), stroke 68.26 mm. (2.687 in.), cubic capacity 848 c.c. (51.74 cu. in.). B.H.P. 34 at 5,500 r.p.m. Maximum torque 44 lb. ft. at 2,900 r.p.m. Compression ratio 8.3 : 1.

FUEL SYSTEM: S.U. carburetter; electrical fuel pump; air cleaner; tank capacity 5½ gallons (25 litres).

LUBRICATION SYSTEM: Full pressure. Sump forms oil bath for gearbox and final drive; internal gear-type pump driven by camshaft; full-flow oil filter.

IGNITION SYSTEM: 12-volt coil, and distributor with automatic and vacuum control.

COOLING SYSTEM: Pressurized radiator with pump, fan, and thermostat; capacity approximately 5½ pints (3 litres), plus 1 pint (0.57 litre) for heater when fitted.

TRANSMISSION: Diaphragm-spring clutch, 7½ in. (0.18 m.) diameter, hydraulic operation by pendent pedal. Four-speed gearbox with needle-roller bearings throughout; central-floor, remote gear-change lever with 998-c.c. engine. Final drive to front wheels by open shafts with universal joints.

STEERING: Rack and pinion; 2½ turns lock to lock; two-spoke 15½ in. (0.40 m.) diameter steering-wheel. Turning circle 28 ft. (8.53 m.).

SUSPENSION: Front (includes final drive)—Independent with levers of unequal length. Incorporates *Hydro-lastic displacers interconnected front to rear. Swivel axles mounted on ball joints. **Rear—**Independent trailing tubular levers with Hydro-lastic displacers.

BRAKES: Foot—All four wheels hydraulically operated by pendent pedal with two-leading shoes at front. 7 in. diameter × 1½ in. wide front; 7 in. diameter × 1½ in. wide rear.

Hand—Central pull-up lever which operates on rear wheels.

ROAD WHEELS: Pressed-steel, four-stud fixing; 5.20—10 Dunlop tubeless tyres.

ELECTRICAL: 12-volt, 34 amp.-hr. capacity battery at 10-hour rate (34 amp.-hr. at 20-hour rate). Double-dipping headlamps with foot-operated dip switch; sidelamps in headlamps with separate bulb; rear lamps, stop lamps, reflectors, and flashers are all combined in single units; rear number-plate illuminating

● *Hydro-lastic is a registered trade mark.

The issue of this publication does not constitute an offer, and the right is reserved to alter specifications at any time without notice. Sales are made subject to and with the benefit of the standard Conditions of Sale and Warranty given by the Distributor or Dealer by agreement with The British Motor Corporation Limited.

**THE BRITISH MOTOR CORPORATION LIMITED,
BIRMINGHAM, ENGLAND**

MinipassionMini.com

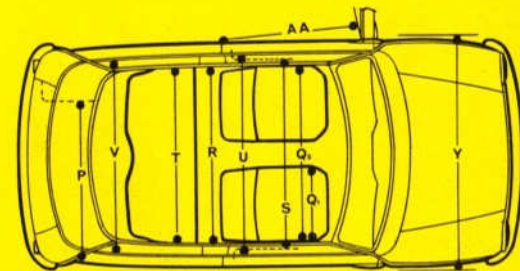
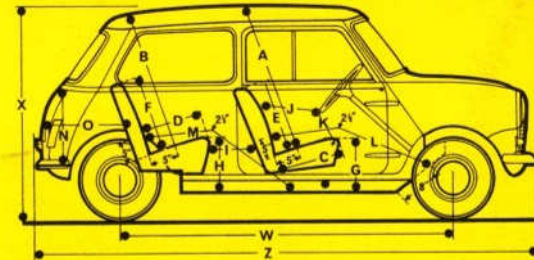
lamp; separate front amber flashes, self-cancelling switch under steering-wheel with warning light in the end of the lever; twin-blade self-parking electric windscreen wipers; single high-frequency horn with push in centre of wheel. Interior lamp fitted in roof also acts as courtesy lamp.

INSTRUMENTS: M.p.h. or km.p.h. speedometer, with fuel gauge and warning lights to show low oil pressure, dynamo not charging, dirty oil filter, and headlamp high-beam position. (Separate instruments for oil pressure and water temperature on Super De-luxe.) Combined ignition/starter switch. Single lever on steering-column controls horn, headlamp flasher, dip switch, and self-cancelling indication flashers. Windscreen washer fitted.

COACHWORK: Four-seater, four-light, two-door saloon of all-steel unitary construction. There is one large instrument nacelle in the fascia with a parcel shelf beneath trimmed in vinyl-coated fabric over polyether padding. Single interior anti-glare safety mirror. A wide seat in the rear has a companion box on each side for personal items. There is a parcel shelf behind the rear squab in addition to parcel space under the rear seat cushion. Rear quarter panels covered with headlining material. The doors are hinged at their forward edges by outside hinges and opened by full-width cable release. Private lock incorporated in the outside handle of driver's door, while the passenger's door is locked from the inside. Door windows have two sliding glasses, each of which can be moved or fixed independently. Polyether front and rear seat cushions, rubberized hair front and rear squabs. Entire interior trim completed in vinyl-coated fabric. Adjustable driver's seat. Provision is made for installing front seat belts. Luggage compartment in the rear, access being provided by a hinged lid with a locking handle. Rear number-plate with its illuminating lamp is hinged to the lid which may be used as an additional luggage platform. Spare wheel and battery are carried on the floor of the boot, and the petrol tank is installed vertically on the left-hand side.

SUMMARY OF MINI MK. II SPECIFICATION DIFFERENCES

MINI SALOON	MINI SUPER DE-LUXE SALOON
Fixed front passenger seat	Adjustable front passenger seat
Rubber mats front and rear	Carpets front and rear
Single crushable sun visor	Two crushable sun visors
Fixed quarter-lights	Hinged quarter-lights
Rubber mouldings to windscreen, back-light, and windows	Bright plastic windscreen and back-light finishers
Painted filler cap	Stainless rear window surrounds and sill finishers (external)
Painted number-plate lamp	Chromed filler cap
Painted wheels	Wheel trims
Chromed bumpers front and rear	Chromed bumpers with over-riders
Circular instrument nacelle	Oval instrument nacelle trimmed black
	Rubber mat over spare wheel in luggage boot
	Fresh-air heater (Home market only)
	Ashtray in rear compartment
	Kick protectors on doors and sills
Optional Extras	Optional Extras
Fresh-air heater	Automatic transmission
Automatic transmission	Reclining front seats
Reclining front seats	Electrically heated rear window
Electrically heated rear window	



DIMENSIONS

		English	Metric
Front seat cushion to roof	A	2 ft. 11 in.	0.89 m.
Rear seat cushion to roof	B	2 ft. 11 in.	0.89 m.
Front cushion depth	C	1 ft. 6 in.	0.46 m.
Rear cushion depth	D	1 ft. 5 in.	0.43 m.
Front squab height	E	1 ft. 7 in.	0.48 m.
Rear squab height	F	1 ft. 8 in.	0.51 m.
Height of front cushion	G	1 ft. 1½ in.	0.34 m.
Height of rear cushion	H	1 ft. 1 in.	0.33 m.
Back of front squab to front of rear cushion	I	11½ in. max. 7½ in. min.	0.29 m. 0.19 m.
Steering-wheel to front squab	J	1 ft. 4½ in. max. 1 ft. 0½ in. min.	0.42 m. 0.32 m.
Steering-wheel to cushion	K	6½ in.	0.17 m.
Leg room—front	L	3 ft. 7½ in. max. 3 ft. 5 in. min.	1.10 m. 1.04 m.
Leg room—rear	M	3 ft. 8½ in. max. 3 ft. 2½ in. min.	1.13 m. 0.98 m.
Luggage boot height	N	1 ft. 4 in.	0.41 m.
Luggage boot depth	O	1 ft. 7½ in.	0.49 m.
Luggage boot width	P	3 ft. 2 in.	0.97 m.
Width of front bucket seat	Q1	1 ft. 8 in.	0.51 m.
Overall width of front seats	Q2	3 ft. 7½ in.	1.10 m.
Width of rear cushion	R	3 ft. 5 in.	1.04 m.
Max. front seat width at cushion level	S	3 ft. 9½ in.	1.16 m.
Max. rear seating width at cushion level	T	3 ft. 5 in.	1.04 m.
Width over front seat at shoulder height	U	3 ft. 10 in.	1.17 m.
Width over rear seat at shoulder height	V	3 ft. 8½ in.	1.13 m.
Wheelbase	W	6 ft. 8 in.	2.03 m.
Overall height	X	4 ft. 5 in.	1.35 m.
Overall width	Y	4 ft. 7½ in.	1.41 m.
Overall length	Z	10 ft. 0½ in.	3.05 m.
Door entry width	AA	2 ft. 8 in.	0.81 m.
Kerbside weight (approx.)		11½ cwt.	584 kg.
Ground clearance		6½ in.	15.73 cm.

Due to the difference in trim style these dimensions may vary slightly between basic and Super De-luxe Saloons.

